

# SQL Acc Easy Parcel Sync

---

## Contents

---

**Introduction**

**Requirement**

**Easy Parcel Specification**

**Sync Program**

History New/Updates/Changes

**Settings**

SQL Accounting Program

Sync Program

**FAQ**

Where can I get the API key?

How system get the Order List?

Why after Get Courier List the ServiceID is empty?

Where to get the AWB & Tracking Link after Payment Make?

Can I chance to get live or updated Courier List instead of preselected list?

## Introduction

---

Is External Shareware Program which Sync SQL Accounting with Easy Parcel from the following Sales Data Entry

- Sales Order
- Delivery Order
- Invoice
- Debit Note
- Cash Sales

## Requirement

---

- SQL Accounting
- Easy Parcel
- Internet Access

## Easy Parcel Specification

---

- Updated 08 Sep 2022
- <https://developers.easyparcel.com/?pg=DocAPI&c=Malaysia&type=MarketPlace>

Check Credit Balance[Expand]

Check Rate[Expand]

Making Order[Expand]

Making Payment Order[Expand]

## Sync Program

---

- Version (1.0.0.0) - 17 Sep 2022
- <https://download.sql.com.my/customer/Fairy/SQLAccEasyParcelSync-setup.exe>
- MD5 : 92ED8D84F0547F7E70990BF69907E297

# History New/Updates/Changes

--Build o--

## Settings

[top]

### SQL Accounting Program

Menu: File | Company Profile | General...

Company Profile

This Software is Licensed to Company Name and Address stated below :-

Company Name: 1Sample & (Company) S'dn BhdV

Remark: No Del- 2015

Reg. No (New): 7896541230 (Old): 123945-M

Sales Tax No. Service Tax No. SV

Country: Malaysia

General | Report Header | Report Footer | GST | SST | Online Payment | More

**Billing**

Attention: Someone

Address: 1, JALAN SETIA DAGANG AK U13/AK,  
SETIA ALAM,  
40170 SHAH ALAM,  
SELANGOR DE, MALAYSIA.

City: SHAH ALAM State: Selangor DE

PostCode: 40170 Coordinate: 0, 0 Map

Phone: 03-3341 6909 Fax: 03-3341 2909

Email: support@sql.com.my

Easy Parcel Field	SQL Accounting Field
pick_name	Can use any of the following Field <ul style="list-style-type: none"> <li>Attention - If Detected Sender Name in Sync Program empty</li> <li>Sender Name in Sync Program</li> </ul>
pick_company	Company Name
pick_contact	Phone 1
pick_mobile	Can use any of the following Field <ul style="list-style-type: none"> <li>Phone 2 - If Detected Sender Mobile Number in Sync Program empty</li> <li>Sender Mobile Number in Sync Program</li> </ul>
pick_addr1	Address 1
pick_addr2	Address 2
pick_addr3	Address 3
pick_addr4	Address 4
pick_city	City
pick_state	State
pick_code	Post Code
pick_country	Country

Menu: Customer | Maintain Customer

**Maintain Customer**

**- Maintain Customer -**

Company: AB ENTERPRISE SDN BHD [9] [What] 的第一  
 300-A0002z  
 Control A/C: 300-000 Code: 300-A0001  
 GST. No. :  
 Cust. Category: END USER

General Credit Control Note Tax Bank Account ccc

**Branch:**

- BILLING
- 03;RAWANG1
- ALWAYS 1
- RAWANG

4 branches

Branch Name: BILLING  
 Address: 48 FLOOR MENARA ARNOT  
 NO 98 JALN TANGJUNG  
 43300, BALAKONG,  
 SELANGOR  
 Coordinate: 3.103526, 101.466593  
 Attention: MR ALF  
 Phone: 03-49380578 Mobile: +60164760428 Fax: 03-49380590  
 Email: abc@estream.com.my

Area: PJ Credit Terms: 30 Days Statement: Open Item  
 Agent: JB10 Aging On: Invoice Date  
 Currency: Price Tag:

SQL Accounting Field	Description
Address3	Postcode + City Use Comma as separator eg 40170, SHAH ALAM,
Address4	State
Attention	Send Name
Phone1	Send Phone
Mobile	Send Mobile
Email	Send EMail

Menu: Sales

In all Sales Data Entry

**Invoice**

Customer :- 300-A0001  
AB ENTERPRISE SDN BHD [9] [What] 的第一

Address :- 48 FLOOR MENARA ARNOT  
NO 98 JALN TANGJUNG  
43300, BALAKONG,  
SELANGOR

Description :- Support & Maintenance Inclusive is Stock

**If Delivery Type is Billing Address**

Item Code	Description	Qt
SQL Accountant	SQL Account - Accountant Version (U...	1.
Support	Support & Maintenance Inclusive	1.

**If Delivery Type is Delivery Address**

**If Delivery Type is Billing Address**

**Project** ----  
**Area** PJ  
**Validity**  
**D/Term**  
**CC** 1  
**Ref 2**  
**Ref 3**  
**Ref 4** EI-5K1U4  
**Country**  
**Branch** 03;RAWANG1  
**Delivery Address** 838 JALAN WOLLD  
OFF JALAN HARIMAU  
40485, RAWANG  
Selangor  
**Attention** Ms Lee  
**Phone** 03-48573689  
**Mobile** +60173256789  
**Fax** 03-48573690  
**BILLING**  
**Attention** MR ALF  
**Phone** 03-49380578  
**Mobile** +60164760428  
**Fax** 03-49380590  
**Shipper** ----  
**Tax Exempt No.**

SQL Accounting Field	Description
CC	Weight
DocRef4	Easy Parcel order_no
Attachment	Easy Parcel <ul style="list-style-type: none"> <li>▪ awb_id_link</li> <li>▪ tracking_url</li> </ul>
Address3/DAddress3	Postcode + City Use Comma as separator eg 40170, SHAH ALAM,
Address4/DAddress4	State

[top]

## Sync Program

SQL Acc Easy Parcel Sync - 1Sample & (Company) S'dn BhdV [Remark: No Del- 2015]

File Tools Window Help

### Easy Parcel Settings...

Enter & Select the Easy Parcel Settings...

API Key: [Masked] 1. Get Courier List...

Sender Name: Kitty

Sender Mobile No: 012-3216547 Post Code: 40170 State Code: sgr

Default Couriers Service

SEQ	ServiceID
1	Ninjavan
2	DHL eCommerce (Zone 1)
3	Skynet Next Day Delivery Pickup Service (Zone 1)

[02/09/2022 16:22:19] Done...  
[02/09/2022 16:22:19] MYR  
[02/09/2022 16:22:19] \*\* RESPONSE Status Text : OK  
[02/09/2022 16:22:19] \*\* RESPONSE Status Code : 200

Back Next

SQL Acc Easy Parcel Sync Working Date: 02/09/2022 Registered?: False CAPS NUM 3 | 1 Version 1.0.0 (0) x64

01. Enter the Easy Parcel API key
02. Enter the Sender Name (If you wanted to override the Company Profile Attention)
03. Enter the Sender Mobile No (If you wanted to override the Company Profile Phone2)
04. Click **1. Get Courier List...**
05. Click + to add



06. Select the Courier to use
07. Click Check for Save
08. Click Next



If the setting is same like previous

01. Click **1. Get Courier List...**
02. Click Next

SQL Acc Easy Parcel Sync - 1Sample & (Company) S'dn BhdV [Remark: No Del- 2015]

File Tools Window Help

### SQL Accounting Settings...

Select Parameter to Export...

Document Type **Invoice** Delivery Type **Billing Address** Easy Parcel Credit Bal. **99,957.33**

Doc Date **01/08/2022** to **30/09/2022** Company **[...]**

Agent **[...]** Area **[...]** Co. Category **[...]**

Doc Project **[...]** **1. Get List...** **2. Get Rate...** **3. Place Order...**

	STATUS	Service ID	Weight	Est. Charges	EP Order No	DOCNO	DOCDATE	CODE	COMPANYNAME
<input type="checkbox"/>		Ninjavan	0.00	0.00		IV-00079	05/08/2022	300-A0003	ALPHA & BETA COMPUTE
<input type="checkbox"/>		Ninjavan	0.00	0.00		1000256	19/08/2022	300-N015	KITTY SECURITY SDN BHI
<input type="checkbox"/>		Ninjavan	0.00	0.00		IV-00113	29/08/2022	300-A0003	ALPHA & BETA COMPUTE
<input checked="" type="checkbox"/>	Success	Ninjavan	2.00	6.19	EI-5K1UC	1000258	02/09/2022	300-A0003	ALPHA & BETA COMPUTE

[02/09/2022 16:38:24] MYR  
 [02/09/2022 16:38:24] \*\* RESPONSE Status Text : OK  
 [02/09/2022 16:38:24] \*\* RESPONSE Status Code : 200  
 [02/09/2022 16:38:24] Check Easy Parcel Credit Balance

Back Finish

[Elapsed Time: 00:00:11:054] Working Date: 02/09/2022 Registered?: False CAPS NUM 4 1 Version 1.0.0 (0) x64

09. Select Document Type
10. Select Delivery address Type
11. Select Date Range
12. Select other filter (if Any)
13. Click **1. Get List...** to get the document list
14. Tick & Enter the Weight (You can change the Courier too if require)
15. Click **2. Get Rate...** to get estimate rate charges
16. Click **3. Place Order...** if confirm

**Where can I get the API key?**

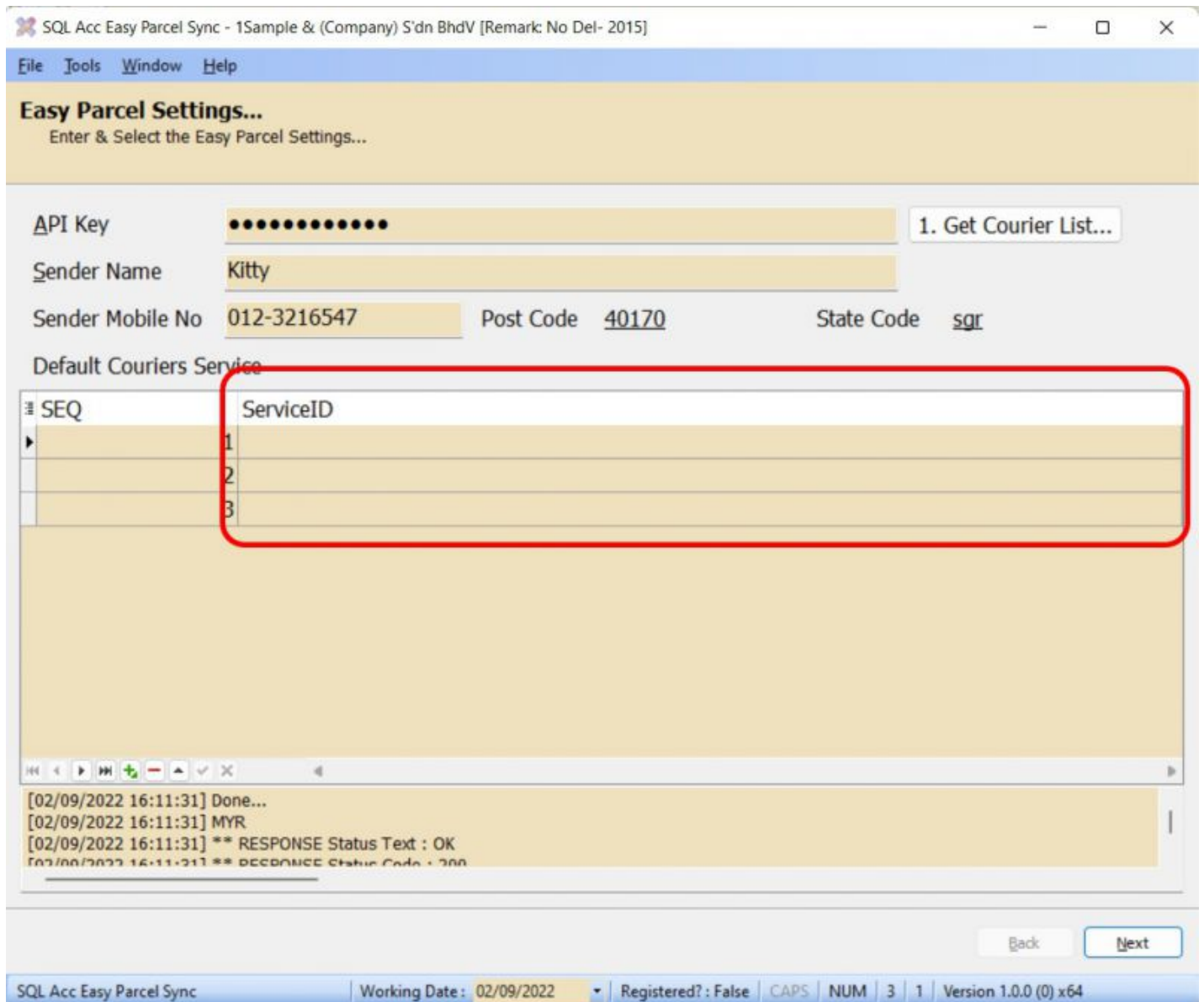
01. Login the Easy Parcel (<https://easyparcel.com/my/en/login/>)
02. Click This Link (<https://easyparcel.com/my/en/integrations/api>)
03. Click **Individual API** option & fill in all the information

**How system get the Order List?**

System will only list out where following field is empty or null

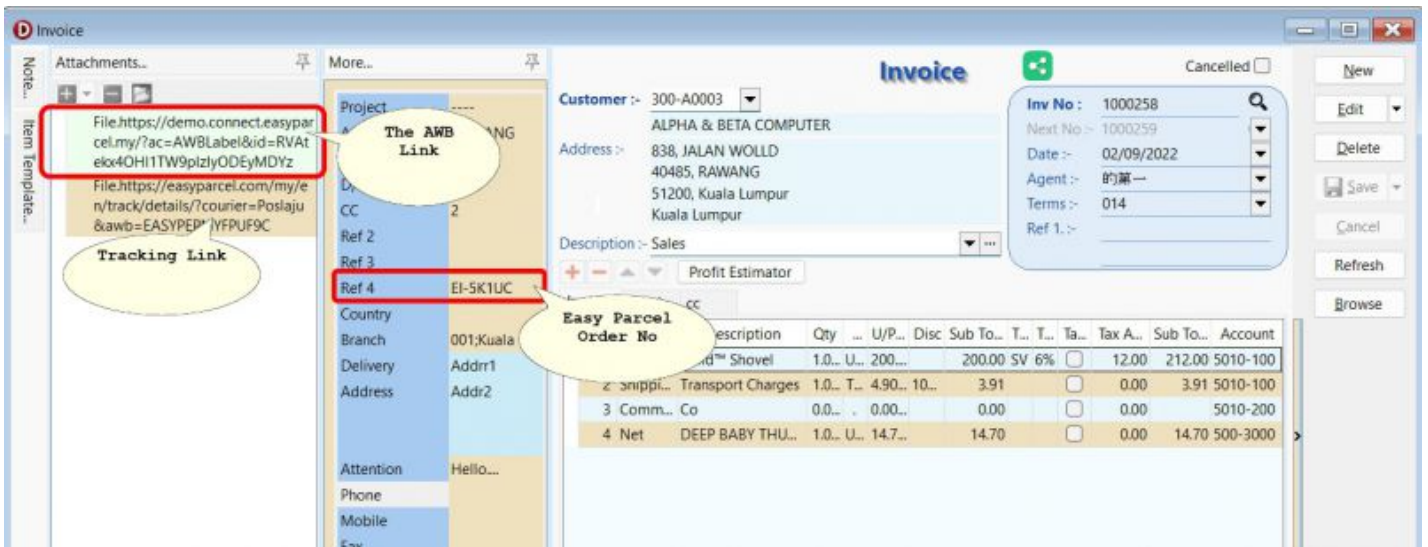
- DocRef4
- Attachment

**Why after Get Courier List the ServiceID is empty?**



It because the Service is Unavailable at the Pick up area

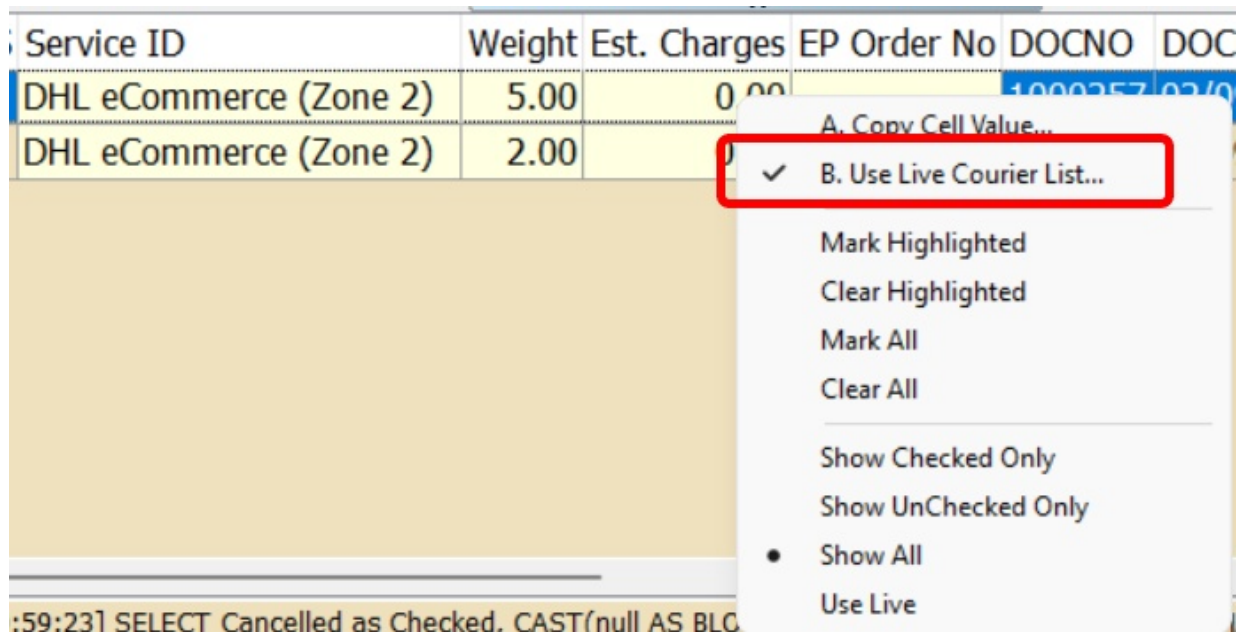
**Where to get the AWB & Tracking Link after Payment Make?**



[top]

Can I chance to get live or updated Courier List instead of preselected list?

Yes can. Just right click at the Grid & select **Use Live Courier List...** option



Enable this option will cause the drop down list delay due to waiting reply from Easy Parcel reply List...

[top]

Retrieved from "[http://127.0.0.1:8080/wiki/index.php?title=SQL\\_Acc\\_Easy\\_Parcel\\_Sync&oldid=1531](http://127.0.0.1:8080/wiki/index.php?title=SQL_Acc_Easy_Parcel_Sync&oldid=1531)"

This page was last edited on 4 October 2022, at 12:42.